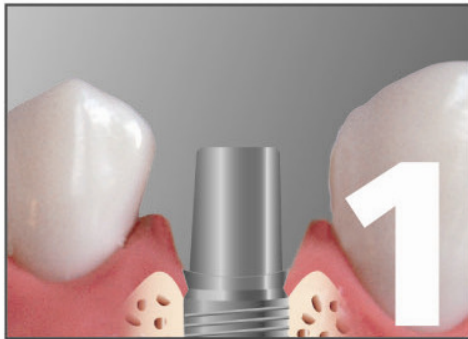
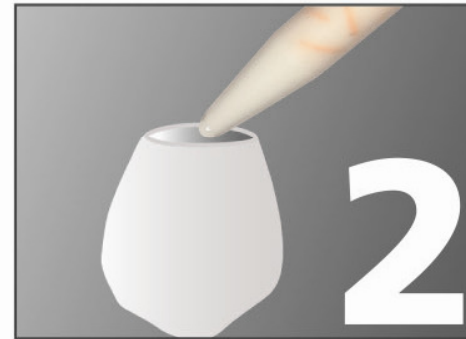


implantlink[®] semi



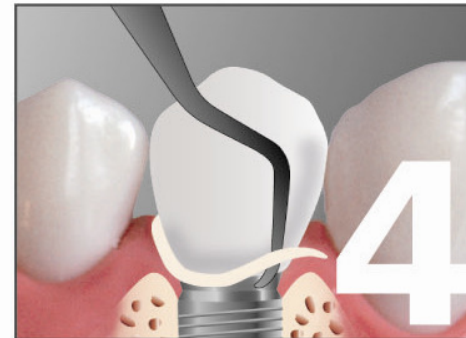
Clean and dry the abutment and restoration



Apply a thin layer of implantlink[®] semi



Position restoration and fix it until start of gel phase (approx. 2-3 min.)

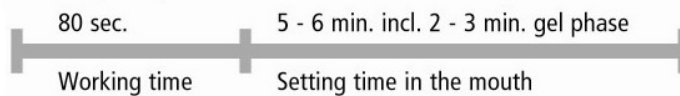


Remove any excess material during gel phase, before complete setting

Setting of the gel phase resp. setting time can be speeded by light curing.



Autopolymerisation:



Light curing:

